

# Green & ecological ESG Pfandbriefe

Quarterly reporting: Q2 2023

Münchener Hypothekenbank





# Agenda

1. **Outstanding green & ESG Pfandbriefe and related cover assets**
2. **Loan-to-mortgage-value ratios**
3. **Maturity of cover assets**
4. **Mortgage loans by volume**
5. **Mortgage loans by region**
6. **Appendix**

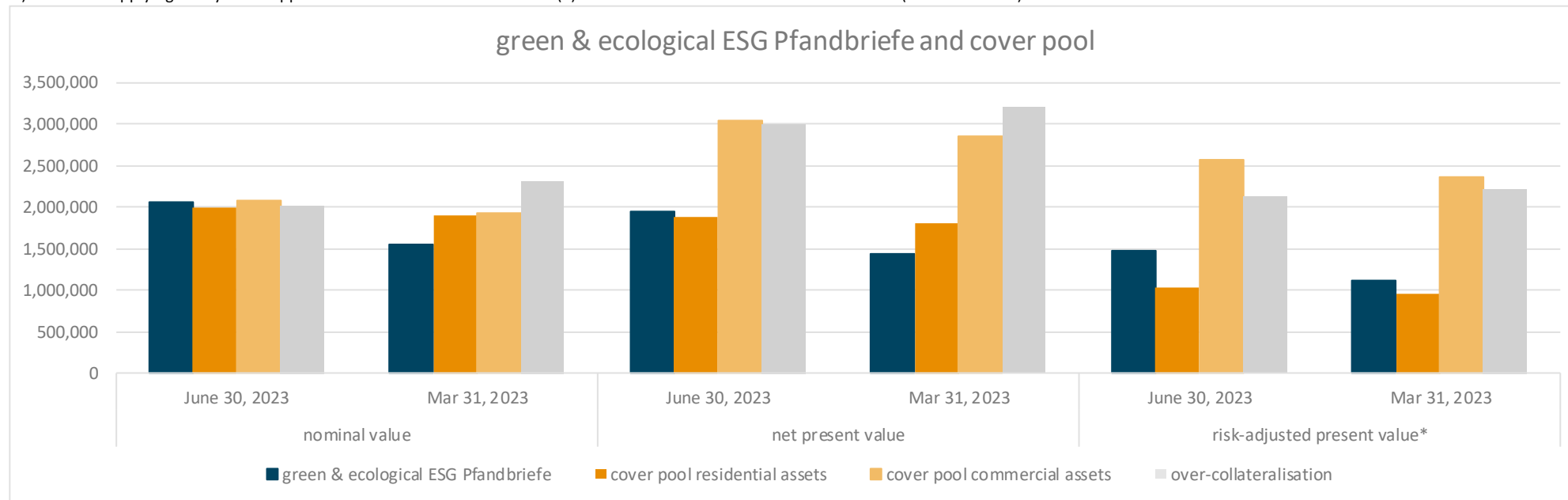


# Outstanding green & ecological ESG Pfandbriefe and cover assets

## outstanding green & ecological ESG Pfandbriefe and related cover assets

€ thousand	nominal value		net present value		risk-adjusted present value*	
	June 30, 2023	Mar 31, 2023	June 30, 2023	Mar 31, 2023	June 30, 2023	Mar 31, 2023
green & ecological ESG Pfandbriefe	2,060,000	1,560,000	1,944,641	1,443,787	1,469,899	1,113,443
cover pool residential assets	1,994,760	1,895,633	1,883,133	1,801,964	1,033,979	963,296
cover pool commercial assets	2,083,300	1,939,602	3,054,727	2,856,781	2,565,110	2,368,005
over-collateralisation	2,018,060	2,325,236	2,993,219	3,214,958	2,129,190	2,217,859

\*) stress test applying the dynamic approach in accordance with section 5 (1) no 1 Pfandbrief-Net Present Value Directive (PfandBarwertV)

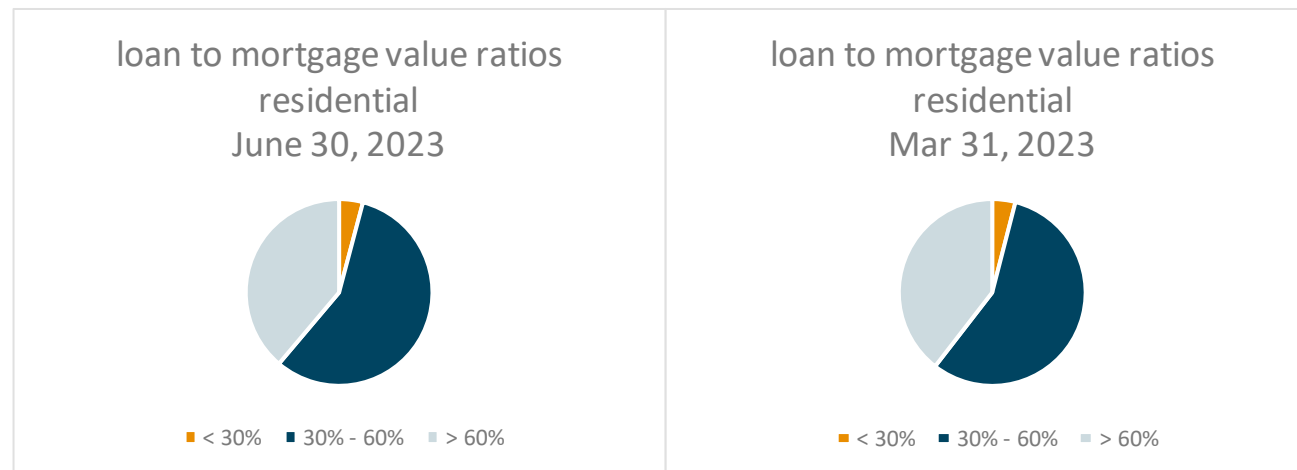




# Loan to mortgage value ratios - residential

loan to mortgage value ratios - residential

LTV		< 30%	30% - 60%	> 60%
		€ thousand	€ thousand	€ thousand
cover pool €	June 30, 2023	82,392	1,137,633	774,736
	Mar 31, 2023	75,986	1,070,565	749,082



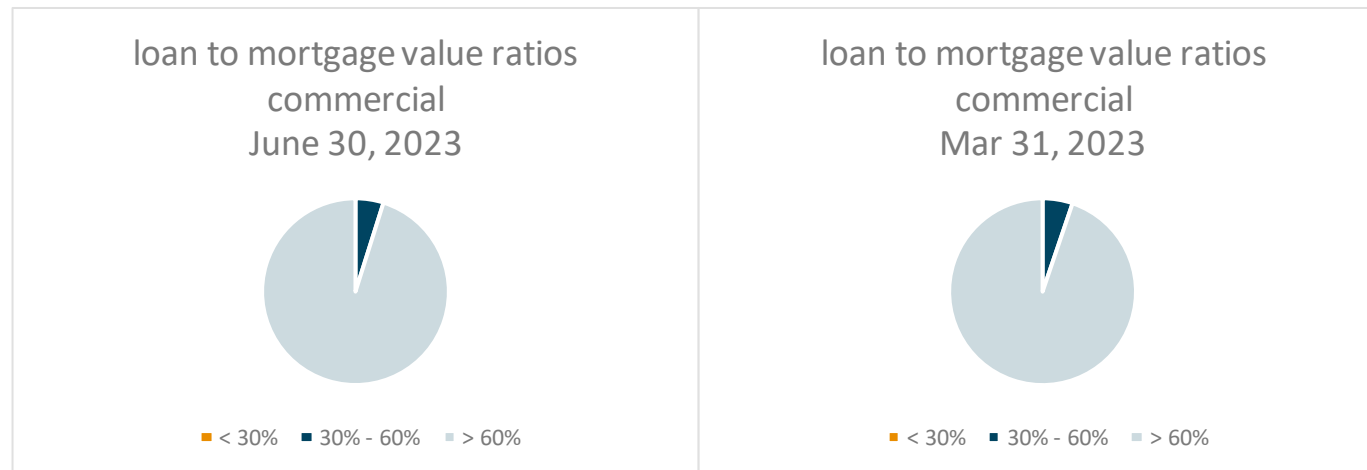
in the category loan to value >60% only the cover pool eligible part up to 60% is reported



# Loan to mortgage value ratios - commercial

loan to mortgage value ratios - commercial

LTV		< 30%	30% - 60%	> 60%
		€ thousand	€ thousand	€ thousand
cover pool €	June 30, 2023	0	101,289	1,982,011
	Mar 31, 2023	0	101,087	1,838,515



in the category loan to value >60% only the cover pool eligible part up to 60% is reported

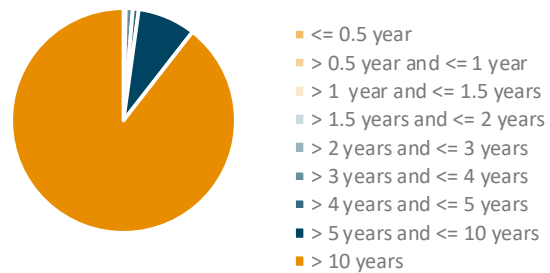


# Maturity of cover assets - residential

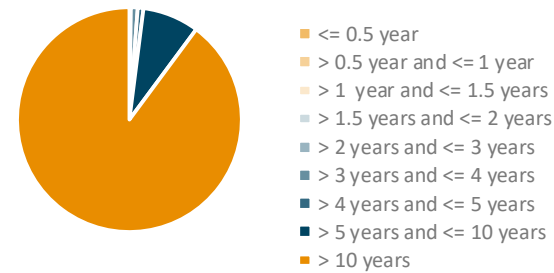
time to maturity of green & ecological ESG Pfandbriefe related residential cover assets

	June 30, 2023	Mar 31, 2023
maturity:	cover pool	cover pool
<= 0.5 year	473,545	358,243
> 0.5 year and <= 1 year	179,620	299,773
> 1 year and <= 1.5 years	365,443	30,411
> 1.5 years and <= 2 years	18,000	309,449
> 2 years and <= 3 years	5,451,125	3,012,844
> 3 years and <= 4 years	20,124,878	18,456,543
> 4 years and <= 5 years	16,958,385	15,632,314
> 5 years and <= 10 years	166,576,416	154,246,923
> 10 years	1,784,612,908	1,703,286,847

cover pool by maturity - residential  
June 30, 2023



cover pool by maturity - residential  
Mar 31, 2023



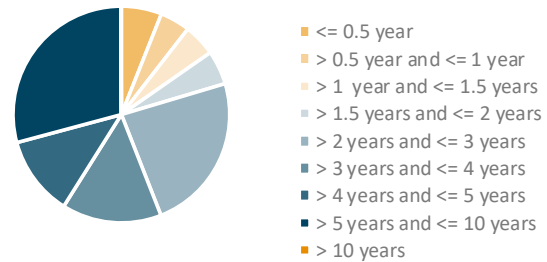


# Maturity of cover assets - commercial

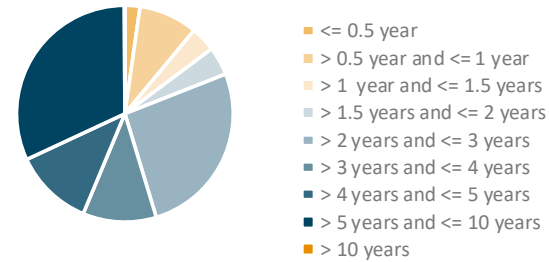
time to maturity of green & ecological ESG Pfandbriefe related commercial cover assets

	June 30, 2023	Mar 31, 2023
<b>maturity:</b>	<b>cover pool</b>	<b>cover pool</b>
<b>&lt;= 0.5 year</b>	125,639,348	43,557,600
<b>&gt; 0.5 year and &lt;= 1 year</b>	93,425,595	170,475,023
<b>&gt; 1 year and &lt;= 1.5 years</b>	99,981,012	72,711,250
<b>&gt; 1.5 years and &lt;= 2 years</b>	105,790,000	82,522,473
<b>&gt; 2 years and &lt;= 3 years</b>	492,747,507	509,699,023
<b>&gt; 3 years and &lt;= 4 years</b>	310,179,608	212,877,628
<b>&gt; 4 years and &lt;= 5 years</b>	247,853,320	228,298,320
<b>&gt; 5 years and &lt;= 10 years</b>	606,142,767	617,897,767
<b>&gt; 10 years</b>	1,540,861	1,563,249

cover pool by maturity - commercial  
June 30, 2023



cover pool by maturity - commercial  
Mar 31, 2023

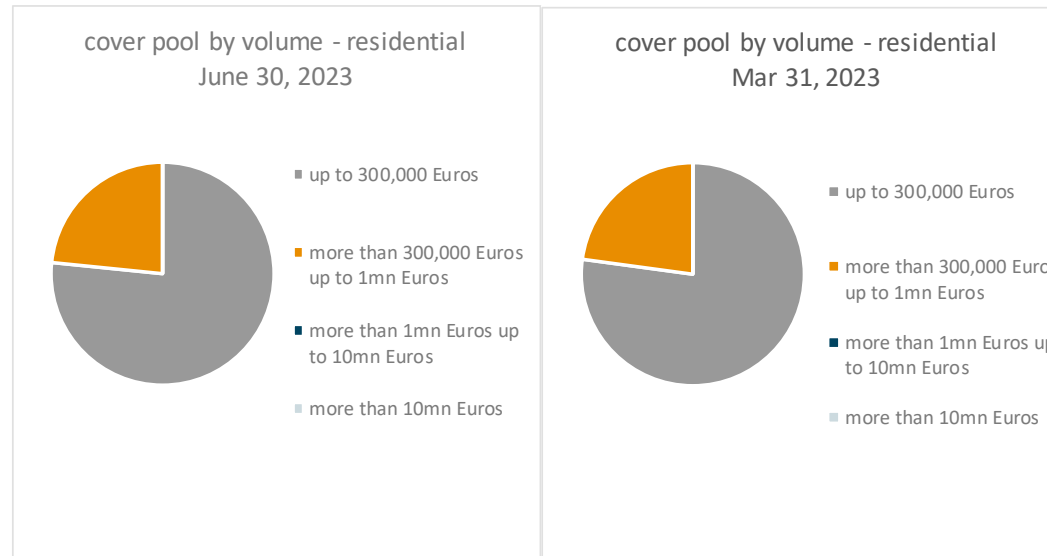


# Mortgage loans by volume - residential



residential mortgage loans used as cover assets according to their amount in tranches

	June 30, 2023			Mar 31, 2023		
	€ thousand	in %	Number of loans	€ thousand	in %	Number of loans
up to 300,000 Euros	1,528,068	76.60	8,703	1,462,403	77.15	8,335
more than 300,000 Euros up to 1mn Euros	466,692	23.40	1,178	433,230	22.85	1,094
more than 1mn Euros up to 10mn Euros	0	0.00	0	0	0.00	0
more than 10mn Euros	0	0.00	0	0	0.00	0
<b>Total</b>	<b>1,994,760</b>	<b>100.00</b>	<b>9,881</b>	<b>1,895,633</b>	<b>100.00</b>	<b>9,429</b>



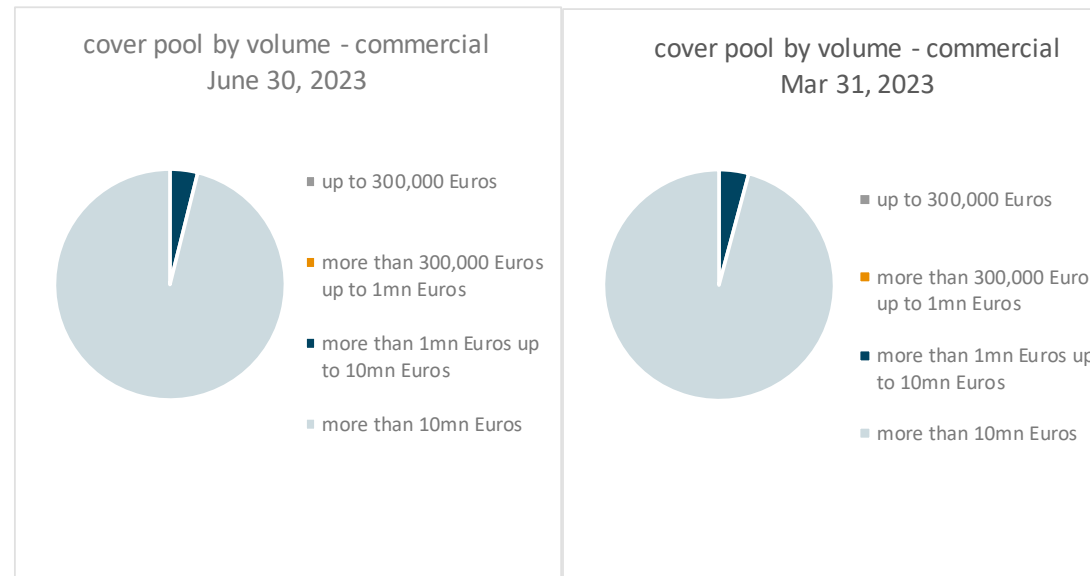




# Mortgage loans by volume - commercial

commercial mortgage loans used as cover assets according to their amount in tranches

	June 30, 2023			Mar 31, 2023		
	€ thousand	in %	Number of loans	€ thousand	in %	Number of loans
up to 300,000 Euros	0	0.00	0	0	0.00	0
more than 300,000 Euros up to 1mn Euros	0	0.00	0	0	0.00	0
more than 1mn Euros up to 10mn Euros	80,974	3.89	12	80,829	4.17	12
more than 10mn Euros	2,002,326	96.11	66	1,858,773	95.83	62
<b>Total - all states</b>	<b>2,083,300</b>	<b>100.00</b>	<b>78</b>	<b>1,939,602</b>	<b>100.00</b>	<b>74</b>

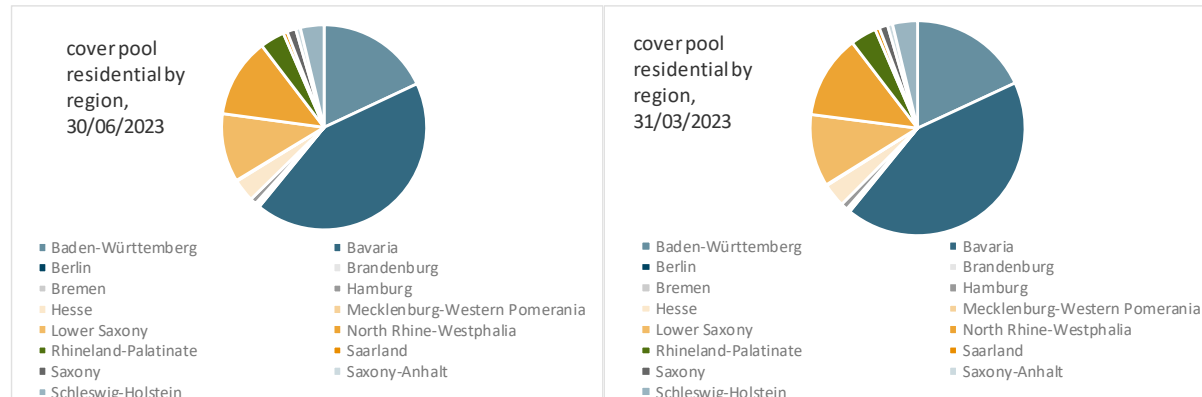




# Mortgage loans by region - residential

residential cover assets of green & ecological ESG Pfandbriefe according to their region

Germany	June 30, 2023		Mar 31, 2023	
	€	in %	€	in %
Baden-Württemberg	358,275,267	17.96	341,666,543	18.02
Bavaria	852,216,285	42.72	808,020,837	42.63
Berlin	6,751,587	0.34	6,587,211	0.35
Brandenburg	6,985,384	0.35	3,082,647	0.16
Bremen	1,523,377	0.08	1,523,656	0.08
Hamburg	19,542,394	0.98	19,280,510	1.02
Hesse	70,610,109	3.54	66,889,147	3.53
Mecklenburg-Western Pomerania	2,673,828	0.13	2,684,381	0.14
Lower Saxony	214,805,323	10.77	205,414,869	10.84
North Rhine-Westphalia	248,238,248	12.44	237,463,942	12.53
Rhineland-Palatinate	76,684,176	3.84	74,240,056	3.92
Saarland	12,711,429	0.64	12,454,920	0.66
Saxony	27,579,761	1.38	24,009,893	1.27
Saxony-Anhalt	14,847,100	0.74	14,395,404	0.76
Schleswig-Holstein	74,276,919	3.72	71,068,136	3.75
Thuringia	7,039,133	0.35	6,851,193	0.36
<b>Total - all states</b>	<b>1,994,760,320</b>	<b>100.00</b>	<b>1,895,633,346</b>	<b>100.00</b>

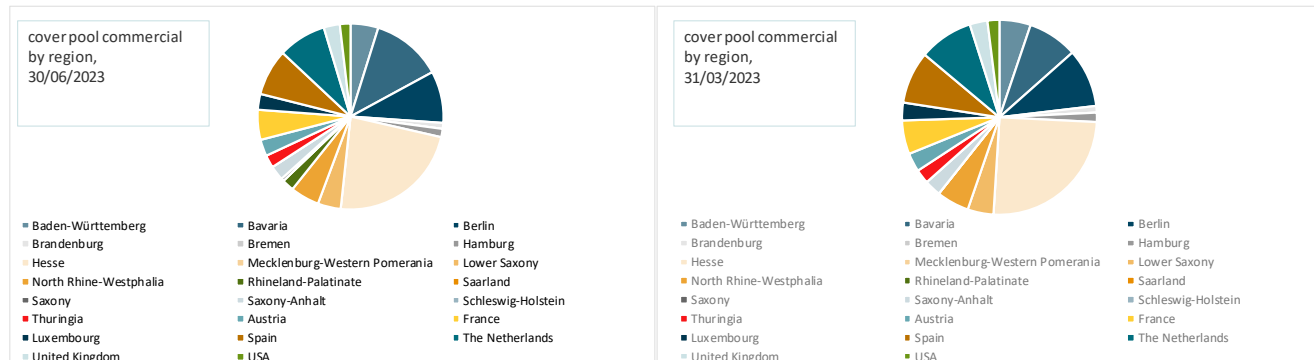




# Mortgage loans by region - commercial

commercial cover assets of green & ecological ESG Pfandbrief according to their region

Germany	June 30, 2023		Mar 31, 2023	
	€	in %	€	in %
Baden-Württemberg	100,671,631	4.83	100,671,631	5.19
Bavaria	255,348,455	12.26	160,207,765	8.26
Berlin	187,778,726	9.01	187,778,726	9.68
Brandenburg	21,347,248	1.02	21,347,248	1.10
Bremen	0	0.00	0	0.00
Hamburg	30,088,342	1.44	30,088,342	1.55
Hesse	481,847,148	23.13	488,805,434	25.20
Mecklenburg-Western Pomerania	0	0.00	0	0.00
Lower Saxony	83,315,000	4.00	83,315,000	4.30
North Rhine-Westphalia	104,910,514	5.04	104,910,514	5.41
Rhineland-Palatinate	43,920,000	2.11	0	0.00
Saarland	0	0.00	0	0.00
Saxony	10,175,000	0.49	0	0.00
Saxony-Anhalt	52,835,000	2.54	52,835,000	2.72
Schleswig-Holstein	0	0.00	0	0.00
Thuringia	46,020,000	2.21	46,020,000	2.37
Austria	60,085,000	2.88	60,085,000	3.10
France	108,571,658	5.21	108,571,658	5.60
Luxembourg	57,218,000	2.75	57,218,000	2.95
Spain	168,089,081	8.07	168,089,081	8.67
The Netherlands	174,276,000	8.37	174,276,000	8.99
United Kingdom	58,352,368	2.80	56,963,910	2.94
USA	38,450,846	1.85	38,419,025	1.98
<b>Total - all states</b>	<b>2,083,300,017</b>	<b>100.00</b>	<b>1,939,602,334</b>	<b>100.00</b>





# Contact

Münchener Hypothekenbank eG  
Karl-Scharnagl-Ring 10  
D-80539 München

Telefon: +49-89-5387-0  
Telefax: +49-89-5387-77-5591  
Reuters: MHB01  
Internet: <http://www.muenchenerhyp.de>

## Treasury – Debt Investor Relations

Rafael Scholz [rafael.scholz@muenchenerhyp.de](mailto:rafael.scholz@muenchenerhyp.de)  
Claudia Bärdges-Koch [claudia.baerdges-koch@muenchenerhyp.de](mailto:claudia.baerdges-koch@muenchenerhyp.de)

\*calls will be recorded

Tel. +49-89-5387-88-5500\*

Tel. +49-89-5387-88-5520\*

## Sustainability

Alexandra Brill [alexandra.brill@muenchenerhyp.de](mailto:alexandra.brill@muenchenerhyp.de)  
Sarah Lechner [sarah.Lechner@muenchenerhyp.de](mailto:sarah.Lechner@muenchenerhyp.de)

Tel. +49-89-5387-2041

Tel. +49-89-5387-2047

# Disclaimer



Dieses Dokument wurde von der MünchenerHyp erstellt und dient ausschließlich Informationszwecken. Die hierin enthaltenen Informationen richten sich weder an Privatpersonen noch an Personen, die den U.S. Securities Laws (U.S.-Wertpapier-Gesetzen) unterliegen und sollten weder in den U.S.A. noch an Personen noch in Rechtsordnungen, in denen eine Verteilung untersagt ist, verteilt werden. Diese Präsentation stellt weder ein öffentliches Angebot noch eine Aufforderung zur Abgabe eines Angebots zum Erwerb von Wertpapieren oder Finanzinstrumenten dar. Es kann eine eigenverantwortliche Prüfung der Chancen und Risiken der dargestellten Produkte unter Berücksichtigung der jeweiligen Investitionsziele nicht ersetzen. Eine eventuelle Investitionsentscheidung bezüglich jedweder Wertpapiere oder sonstiger Finanzinstrumente sollte auf keinen Fall auf der Grundlage dieses Dokuments erfolgen, vielmehr unter Zugrundelegung eines Prospekts oder Informationsmemorandums. Die MünchenerHyp ist insbesondere nicht als Anlageberater oder aufgrund einer Vermögensbetreuungspflicht tätig. Dieses Dokument ist keine Finanzanalyse. Die in diesem Dokument verwendeten Daten, Fakten und Informationen erheben keinen Anspruch auf Vollständigkeit, Richtigkeit und Angemessenheit, sondern sind nach bestem Wissen vom Verfasser aus als zuverlässig erachteten Quellen übernommen, ohne jedoch alle diese Informationen selbst zu verifizieren. Die Informationen und Aussagen entsprechen dem Stand zum Zeitpunkt der Erstellung des Dokuments. Sie können sich jederzeit ändern oder aufgrund künftiger Entwicklungen überholt sein, ohne dass die MünchenerHyp verpflichtet ist, die hierin enthaltenen Informationen zu berichtigen, zu aktualisieren bzw. auf dem neuesten Stand zu halten oder Sie hierüber zu informieren. Dementsprechend gibt die MünchenerHyp keine Gewährleistung oder Zusicherung hinsichtlich der Genauigkeit, Vollständigkeit oder Richtigkeit der hierin enthaltenen Informationen oder Meinungen ab. Die MünchenerHyp übernimmt keine Haftung für unmittelbare oder mittelbare Schäden, die durch die Verteilung und / oder Verwendung dieses Dokumentes verursacht werden und / oder mit der Verteilung und / oder Verwendung dieses Dokument im Zusammenhang stehen. Dieses Dokument enthält die Zukunft betreffende Erwartungen und Prognosen. Diese in die Zukunft gerichteten Aussagen insbesondere zur Geschäfts- und Ertragsentwicklung der MünchenerHyp beruhen auf Planannahmen und Schätzungen und unterliegen Risiken und Unsicherheiten. Deshalb können die tatsächlichen Ergebnisse wesentlich von den zurzeit prognostizierten abweichen. Die in diesem Dokument enthaltenen Informationen stehen im Eigentum der MünchenerHyp und dürfen nicht ohne vorherige Zustimmung der MünchenerHyp gegenüber Dritten offenbart oder für sonstige Zwecke genutzt werden.

This document has been prepared by MünchenerHyp, exclusively for informational purposes. The investments and investment services referred to are not available to private customers, nor for persons who are subject to US securities laws, and should not be distributed in the US or to any US person nor in any jurisdiction in which its distribution would be prohibited. This presentation does not constitute a public offer or the solicitation of an offer to buy any securities or financial instruments. It is not a substitute for investors' own, independent examination opportunities and risks inherent in the products described, taking investors' investment objectives into account. Under no circumstances should this document be taken as a basis for any investment decision with regard to any securities or other financial instruments; such decision should be based on a prospectus or information memorandum. In particular, MünchenerHyp does not act in the capacity of an investment advisor, or in fulfillment of fiduciary duties. This document does not constitute financial analysis. Data, facts or information provided in this document do not purport to be complete, accurate, or appropriate; they were taken from Sources the author considered to be reliable, without however verifying such information. Information and statements contained herein are as at the date of this document. They can change at any time or may become obsolete as a result of future developments. MünchenerHyp is under no obligation to correct or update such information or statements, or to provide information about this. Accordingly, no representation or warranty as to the accuracy or completeness of the information or expressions of opinion contained herein is made by MünchenerHyp. MünchenerHyp shall not be liable for direct or indirect losses caused by the distribution and/or use of this document, or any losses in connection with the distribution and/or use of this document. This document includes expectations and forecasts that relate to the future. These forward-looking statements, in particular those regarding MünchenerHyp's business and earnings developments, are based on forecasts and assumptions, and are subject to risks and uncertainty. As a result, the actual results may differ materially from those currently forecast. The information in this document is proprietary to MünchenerHyp; neither this document nor any of its contents may be disclosed to or referred to any third party, or used for any other purpose, without MünchenerHyp's prior written consent.

**Münchener Hypothekenbank eG**  
Karl-Scharnagl-Ring 10, 80539 München  
[muenchenerhyp.de](http://muenchenerhyp.de)

