



MünchenerHyp

---

# Ecological ESG Pfandbrief

Quarterly reporting: 1. Q. 2020



Outstanding ESG Pfandbrief and related cover assets	3
Loan to value ratios	4
Maturity of cover assets	6
Mortgage loan by volume	8
Mortgage loan by region	10
Appendix	12

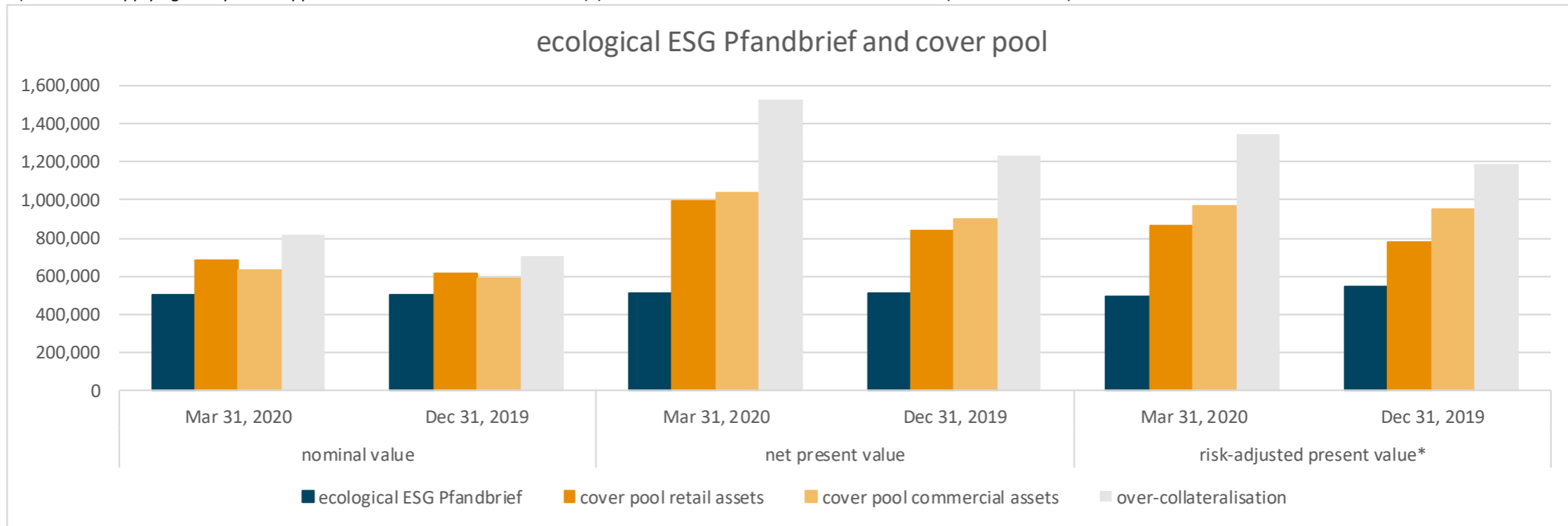
# Outstanding ecological ESG Pfandbriefe and related cover assets



## outstanding ecological ESG Pfandbriefe and related cover assets

€ thousand	nominal value		net present value		risk-adjusted present value*	
	Mar 31, 2020	Dec 31, 2019	Mar 31, 2020	Dec 31, 2019	Mar 31, 2020	Dec 31, 2019
ecological ESG Pfandbrief	500,000	500,000	510,441	508,512	491,957	541,936
cover pool retail assets	681,384	610,746	993,157	838,844	864,928	779,428
cover pool commercial	636,334	592,566	1,039,700	898,765	971,334	950,790
<b>over-collateralisation</b>	<b>817,718</b>	<b>703,312</b>	<b>1,522,416</b>	<b>1,229,097</b>	<b>1,344,305</b>	<b>1,188,282</b>

\*) stress test applying the dynamic approach in accordance with section 5 (1) no 1 Pfandbrief-Net Present Value Directive (PfandBarwertV)

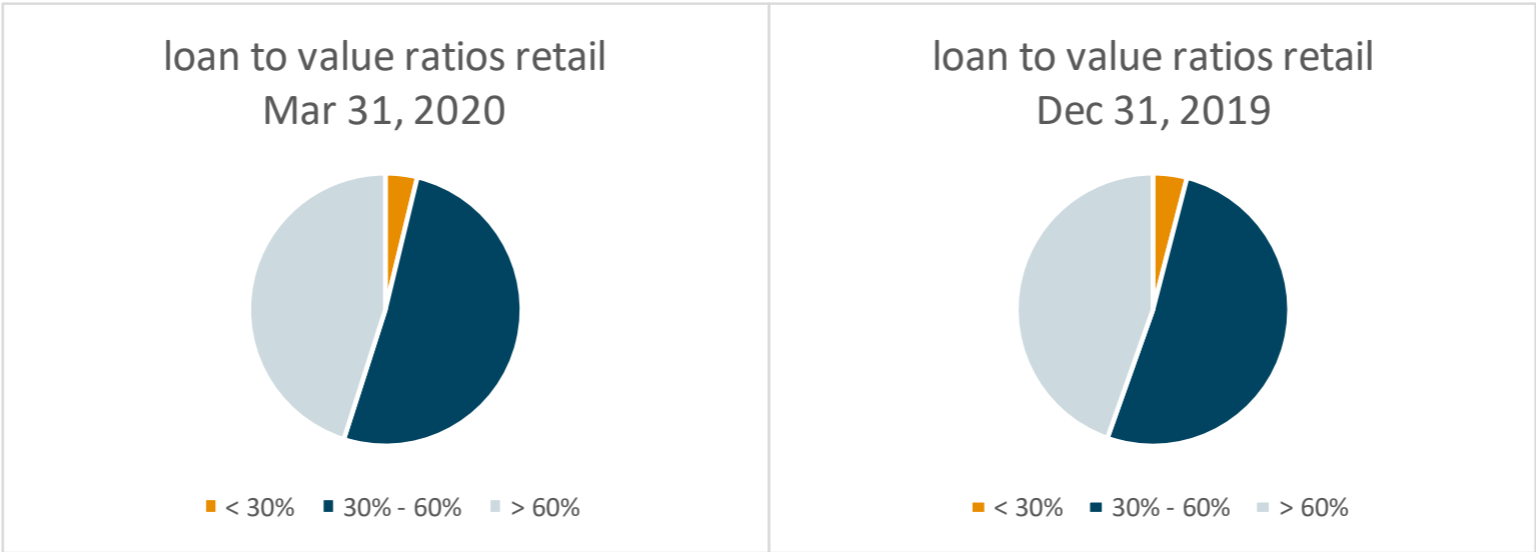


# Loan to value ratios - retail



loan to value ratios - retail

LTV		< 30%	30% - 60%	> 60%
		€ thousand	€ thousand	€ thousand
cover pool €	Mar 31, 2020	25,721	348,575	307,088
	Dec 31, 2019	24,573	313,905	272,267



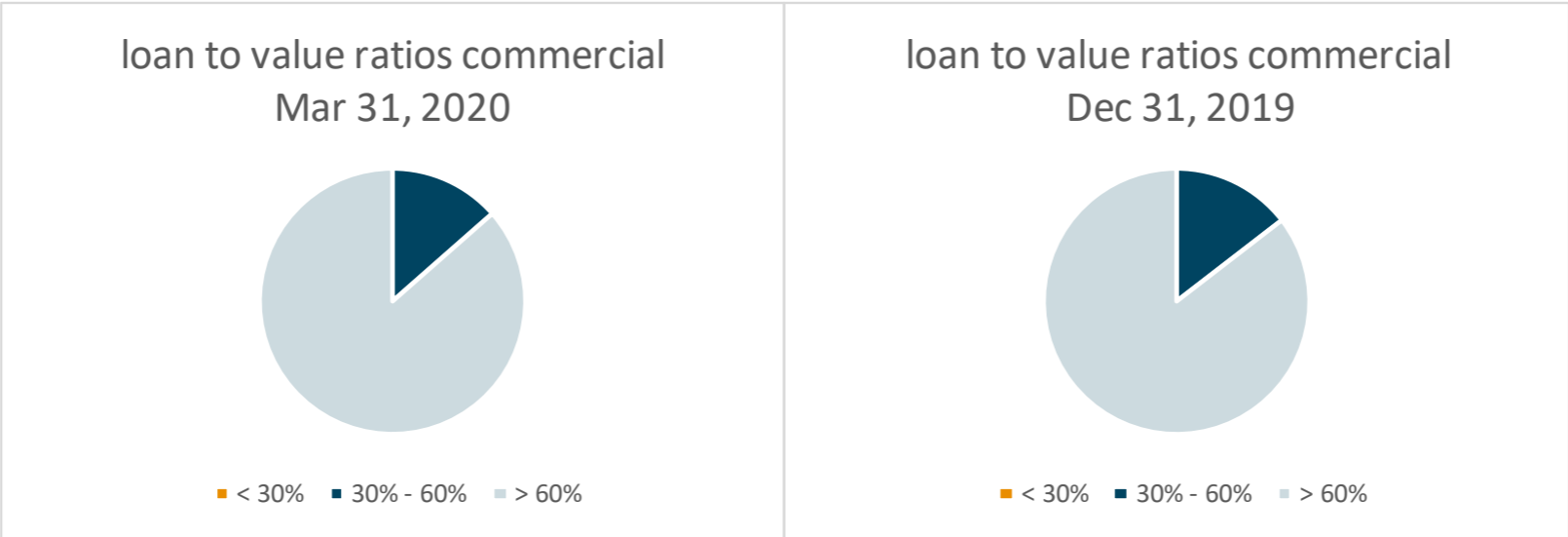
in the category loan to value >60% only the cover pool eligible part up to 60% is reported

# Loan to value ratios - commercial



loan to value ratios - commercial

LTV		< 30%	30% - 60%	> 60%
		€ thousand	€ thousand	€ thousand
cover pool €	Mar 31, 2020	0	86,027	550,307
	Dec 31, 2019	0	86,166	506,400



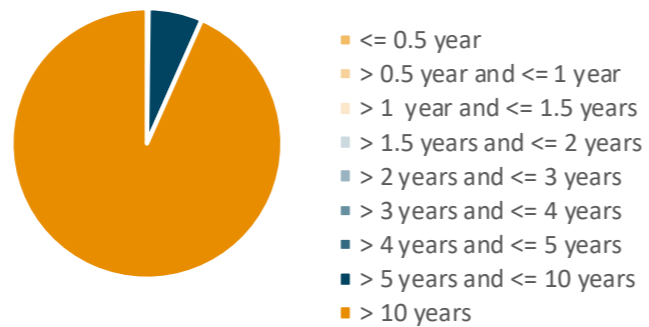
in the category loan to value >60% only the cover pool eligible part up to 60% is reported



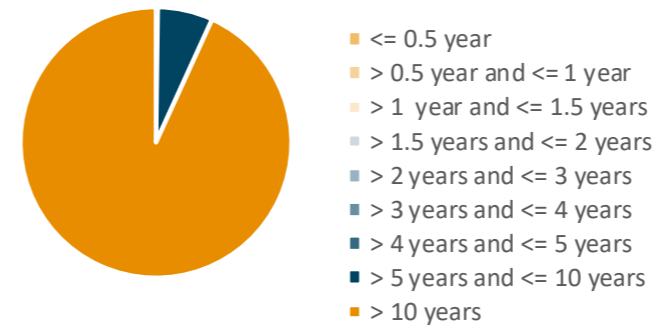
## time to maturity of the ecological ESG Pfandbrief related retail cover assets

	Mar 31, 2020	Dec 31, 2019
maturity:	cover pool	cover pool
<= 0.5 year	0	0
> 0.5 year and <= 1 year	193,495	0
> 1 year and <= 1.5 years	192,853	386,869
> 1.5 years and <= 2 years	0	0
> 2 years and <= 3 years	237,141	251,048
> 3 years and <= 4 years	124,002	0
> 4 years and <= 5 years	529,200	637,340
> 5 years and <= 10 years	44,021,855	40,287,566
> 10 years	636,085,083	569,182,719

cover pool by maturity - retail  
Mar 31, 2020



cover pool by maturity - retail  
Dec 31, 2019



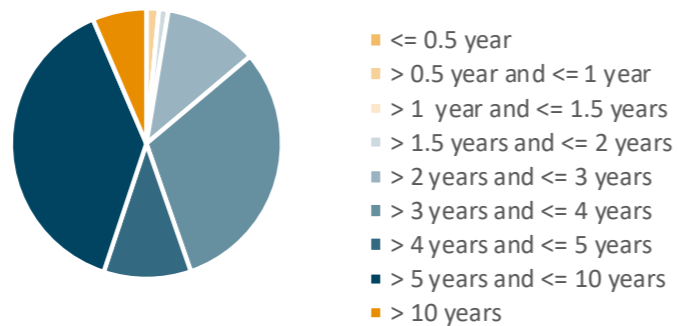
# Maturity of cover assets - commercial



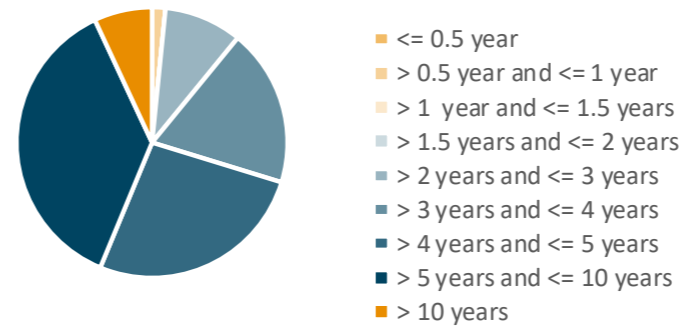
time to maturity of the ecological ESG Pfandbrief related commercial cover assets

	Mar 31, 2020	Dec 31, 2019
maturity:	cover pool	cover pool
<= 0.5 year	0	0
> 0.5 year and <= 1 year	9,474,000	9,474,000
> 1 year and <= 1.5 years	0	0
> 1.5 years and <= 2 years	7,140,000	0
> 2 years and <= 3 years	71,575,219	55,166,452
> 3 years and <= 4 years	196,107,795	111,623,039
> 4 years and <= 5 years	66,360,000	157,025,660
> 5 years and <= 10 years	244,551,814	218,151,814
> 10 years	41,125,000	41,125,000

cover pool by maturity - commercial  
Mar 31, 2020



cover pool by maturity - commercial  
Dec 31, 2019

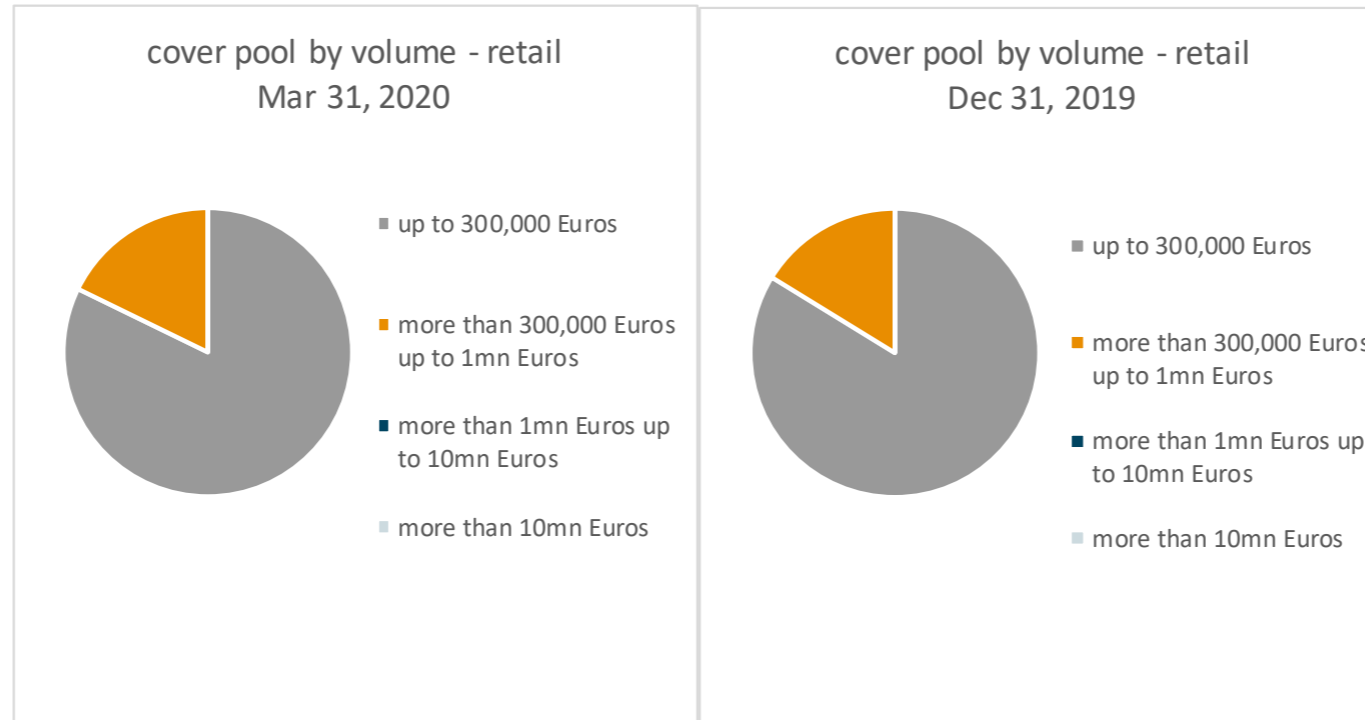


# Mortgage loans by volume - retail



retail mortgage loans used as cover assets according to their amount in tranches

	Mar 31, 2020			Dec 31, 2019		
	€ thousand	in %	Number of loans	€ thousand	in %	Number of loans
<b>up to 300,000 Euros</b>	560,271	82.23	3,290	511,633	83.77	3,017
<b>more than 300,000 Euros up to 1mn Euros</b>	121,113	17.77	300	99,112	16.23	247
<b>more than 1mn Euros up to 10mn Euros</b>	0	0.00	0	0	0.00	0
<b>more than 10mn Euros</b>	0	0.00	0	0	0.00	0
<b>Total</b>	<b>681,384</b>	<b>100.00</b>	<b>3,590</b>	<b>610,746</b>	<b>100.00</b>	<b>3,264</b>



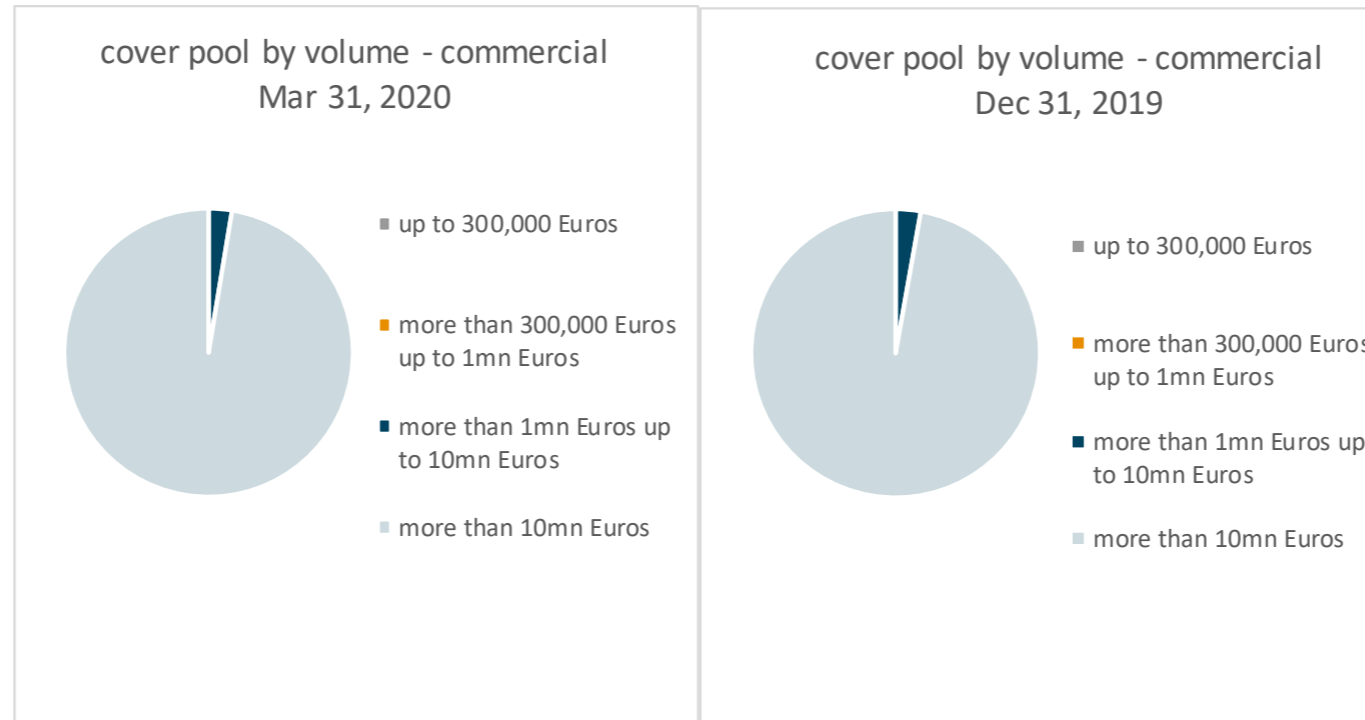


# Mortgage loan by volume - commercial



commercial mortgage loans used as cover assets according to their amount in tranches

	Mar 31, 2020			Dec 31, 2019		
	€ thousand	in %	Number of loans	€ thousand	in %	Number of loans
up to 300,000 Euros	0	0.00	0	0	0.00	0
more than 300,000 Euros up to 1mn Euros	0	0.00	0	0	0.00	0
more than 1mn Euros up to 10mn Euros	16,614	2.61	2	16,614	2.80	2
more than 10mn Euros	619,720	97.39	22	575,952	97.20	20
<b>Total - all states</b>	<b>636,334</b>	<b>100.00</b>	<b>24</b>	<b>592,566</b>	<b>100.00</b>	<b>22</b>



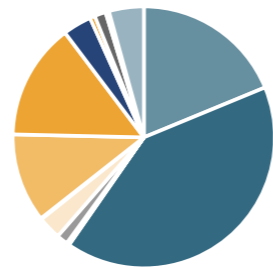
# Mortgage loans by region - retail



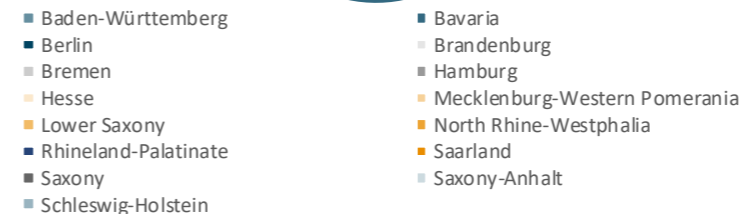
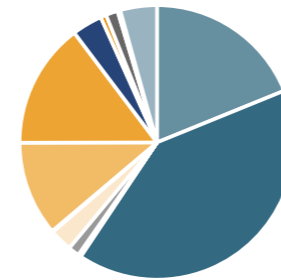
retail cover assets of the ecological ESG Pfandbrief according to their region

Germany	Mar 31, 2020		Dec 31, 2019	
	€	in %	€	in %
Baden-Württemberg	127,474,719	18.71	114,679,639	18.78
Bavaria	277,715,527	40.76	246,578,773	40.37
Berlin	1,115,721	0.16	1,117,122	0.18
Brandenburg	890,800	0.13	557,200	0.09
Bremen	458,400	0.07	458,400	0.08
Hamburg	9,397,399	1.38	7,987,958	1.31
Hesse	19,378,595	2.84	16,186,537	2.65
Mecklenburg-Western Pomerania	824,217	0.12	830,286	0.14
Lower Saxony	74,616,396	10.95	67,820,728	11.10
North Rhine-Westphalia	97,551,893	14.32	89,804,281	14.70
Rhineland-Palatinate	24,040,893	3.53	21,673,992	3.55
Saarland	4,193,248	0.62	4,077,959	0.67
Saxony	9,435,864	1.38	8,534,590	1.40
Saxony-Anhalt	2,924,543	0.43	2,004,652	0.33
Schleswig-Holstein	29,158,230	4.28	26,233,245	4.30
Thuringia	2,207,183	0.32	2,200,181	0.36
<b>Total - all states</b>	<b>681,383,629</b>	<b>100.00</b>	<b>610,745,542</b>	<b>100.00</b>

cover pool retail  
by region,  
31/03/2020



cover pool retail  
by region,  
31/12/2019



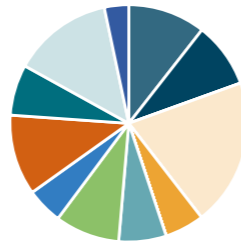
# Mortgage loans by region - commercial



commercial cover assets of the ecological ESG Pfandbrief according to their region

Germany	Mar 31, 2020		Dec 31, 2019	
	€	in %	€	in %
Baden-Württemberg	0	0.00	0	0.00
Bavaria	67,186,820	10.56	67,325,660	11.36
Berlin	56,830,907	8.93	56,830,907	9.59
Brandenburg	0	0.00	0	0.00
Bremen	0	0.00	0	0.00
Hamburg	0	0.00	0	0.00
Hesse	127,543,489	20.04	127,543,489	21.52
Mecklenburg-Western Pomerania	0	0.00	0	0.00
Lower Saxony	0	0.00	0	0.00
North Rhine-Westphalia	34,183,750	5.37	34,183,750	5.77
Rhineland-Palatinate	0	0.00	0	0.00
Saarland	0	0.00	0	0.00
Saxony	0	0.00	0	0.00
Saxony-Anhalt	0	0.00	0	0.00
Schleswig-Holstein	0	0.00	0	0.00
Thuringia	0	0.00	0	0.00
Austria	41,125,000	6.46	41,125,000	6.94
France	56,100,000	8.82	56,100,000	9.47
Luxembourg	31,400,000	4.93	31,400,000	5.30
Spain	69,957,600	10.99	43,557,600	7.35
The Netherlands	44,130,000	6.94	44,130,000	7.45
United Kingdom	86,737,160	13.63	90,369,559	15.25
USA	21,139,102	3.32	0	0.00
<b>Total - all states</b>	<b>636,333,827</b>	<b>100.00</b>	<b>592,565,965</b>	<b>100.00</b>

cover pool commercial by region, 31/03/2020



- Baden-Württemberg
- Brandenburg
- Hesse
- North Rhine-Westphalia
- Saxony
- Thuringia
- Luxembourg
- United Kingdom
- Bavaria
- Bremen
- Mecklenburg-Western Pomerania
- Rhineland-Palatinate
- Saxony-Anhalt
- Austria
- Spain
- USA
- Berlin
- Hamburg
- Lower Saxony
- Saarland
- Schleswig-Holstein
- France
- The Netherlands

cover pool commercial by region, 31/12/2019



- Baden-Württemberg
- Brandenburg
- Hesse
- North Rhine-Westphalia
- Saxony
- Thuringia
- Luxembourg
- United Kingdom
- Bavaria
- Bremen
- Mecklenburg-Western Pomerania
- Rhineland-Palatinate
- Saxony-Anhalt
- Austria
- Spain
- USA
- Berlin
- Hamburg
- Lower Saxony
- Saarland
- Schleswig-Holstein
- France
- The Netherlands



**Münchener Hypothekenbank eG**

**Karl-Scharnagl-Ring 10**

**D-80539 München**

**Telephone: +49-89-5387-0**

**Telefax: +49-89-5387-77-5591**

**Reuters: MHB01**

**Internet: <http://www.muenchenerhyp.de>**

## **Treasury – Debt Investor Relations**

**Rafael Scholz**                      [rafael.scholz@muenchenerhyp.de](mailto:rafael.scholz@muenchenerhyp.de)

**Tel. +49-89-5387-88-5500**

**Claudia Bärdges-Koch**            [claudia.baerdges-koch@muenchenerhyp.de](mailto:claudia.baerdges-koch@muenchenerhyp.de)

**Tel. +49-89-5387-88-5520**

## **Sustainability**

**Dr. Johanna Dichtl**                [johanna.dichtl@muenchenerhyp.de](mailto:johanna.dichtl@muenchenerhyp.de)

**Tel. +49-89-5387-22-2041**

## DISCLAIMER

**IMPORTANT: You must read the following before continuing. By listening and/or attending the presentation you are deemed to have taken notice of the following limitations.**

Münchener Hypothekenbank eG (the “Company”) prepared this document solely for use in connection with this presentation. This presentation does not constitute an offer or invitation to subscribe for, or purchase, any securities issued by the Company and neither this presentation nor anything in it shall form the basis of, or be relied upon in connection with, any contract or commitment whatsoever. This presentation is furnished solely for your information, should not be treated as giving investment advice and may not be printed, downloaded or otherwise copied or distributed.

The information contained in this presentation is not for publication, release or distribution in the United States of America (the “United States”), Australia, Canada or Japan and, subject to certain exceptions, the securities referred to herein may not be offered or sold in the United States, Australia, Canada or Japan or to, or for the account or benefit of, any U.S. person, or any national, resident or citizen of Australia, Canada or Japan. The securities referred to herein may not be offered or sold except pursuant to registration under the U.S. Securities Act of 1933, as amended (the “Securities Act”) or pursuant to an exemption from, or in a transaction not subject to, the registration requirements of the Securities Act. The offer and sale of the securities referred to herein has not been and will not be registered under the Securities Act. There will be no public offer of the securities referred to herein in the United States. The securities referred to herein will be offered only outside the United States in reliance on Regulation S of the Securities Act.

The securities referred to herein are not intended to be offered, sold or otherwise made available to and should not be offered, sold or otherwise made available to any retail investor in the European Economic Area (“EEA”). For these purposes, a retail investor means a person who is one (or more) of: (i) a retail client as defined in point (11) of Article 4(1) of Directive 2014/65/EU (as amended, “MiFiD II”) or (ii) a customer within the meaning of Directive (EU) 2016/97 (as amended, the “Insurance Distribution Directive”), where that customer would not qualify as a professional client as defined in point (10) of Article 4(1) of MiFiD II. No key information document within the meaning of Regulation (EU) No 1286/2014 (as amended the “PRIIPs Regulation”) has been prepared.

This presentation is directed at and/or for distribution in the United Kingdom only to (i) persons who have professional experience in matters relating to investments falling within article 19(5) of the Financial Services and Markets Act 2000 (Financial Promotion) Order 2005 (the “Order”) or (ii) high net worth entities falling within article 49(2)(a) to (d) of the Order (all such persons are referred to herein as “relevant persons”). This presentation is directed only at relevant persons. Any person who is not a relevant person should not act or rely on this presentation or any of its contents. Any investment or investment activity to which this presentation relates is available only to relevant persons and will be engaged in only with relevant persons.

Neither the Company nor any of its directors, officers, employees and advisors nor any other person shall have any liability whatsoever for any direct or indirect losses arising from any use of this presentation. While the Company has taken all reasonable care to ensure that the facts stated in this presentation are accurate and that the opinions contained in it are fair and reasonable, this presentation is selective in nature.

Information contained in this presentation concerning the future development of the Company consists purely of forecasts and assessments and not of definitive facts. These forward-looking statements are based on discernible information, facts and expectations available at the time. They can, therefore, only claim validity up to the date of their publication. Since forward-looking statements are by their nature subject to uncertainties and imponderable risk factors – such as changes in underlying economic conditions – and rest on assumptions that may not occur, or may occur differently, it is possible that the Company’s actual results and development may differ materially from the forecasts. The Company is under no obligation to update forward-looking statements or adapt them to subsequent events or developments. Accordingly, it neither explicitly nor implicitly accepts liability, nor gives any guarantee for the actuality, accuracy or completeness of this data and information.

Any opinions expressed in this presentation are subject to change without notice and neither the Company nor any other person is under any obligation to update or keep current the information contained in this presentation. Persons who intend to purchase securities in the proposed offering are advised to base any decision about such purchase, or solicitation of an offer to purchase, on the information contained in the prospectus prepared by the Company in relation to the securities, which may be different from the information contained in this presentation. Accordingly, any investment decision to purchase or subscribe for any securities of the Company should be made solely on the basis of the information that is contained in the prospectus and no reliance is to be placed on any representations other than those that are contained in the prospectus which, should the Company pursue the transaction, will be available from the Company and published on the website of the Luxembourg Stock Exchange ([www.bourse.lu](http://www.bourse.lu)).