

ESG Pfandbrief

Quarterly Reporting: Q4 2017





Contents

Outstanding ESG Pfandbrief and related cover assets	3
Loan to value ratios	4
Maturity of cover assets	5
Mortgage loans by volume	6
Mortgage loans by region	7
Payments in arrears	8
Contact information	9
Appendix	10

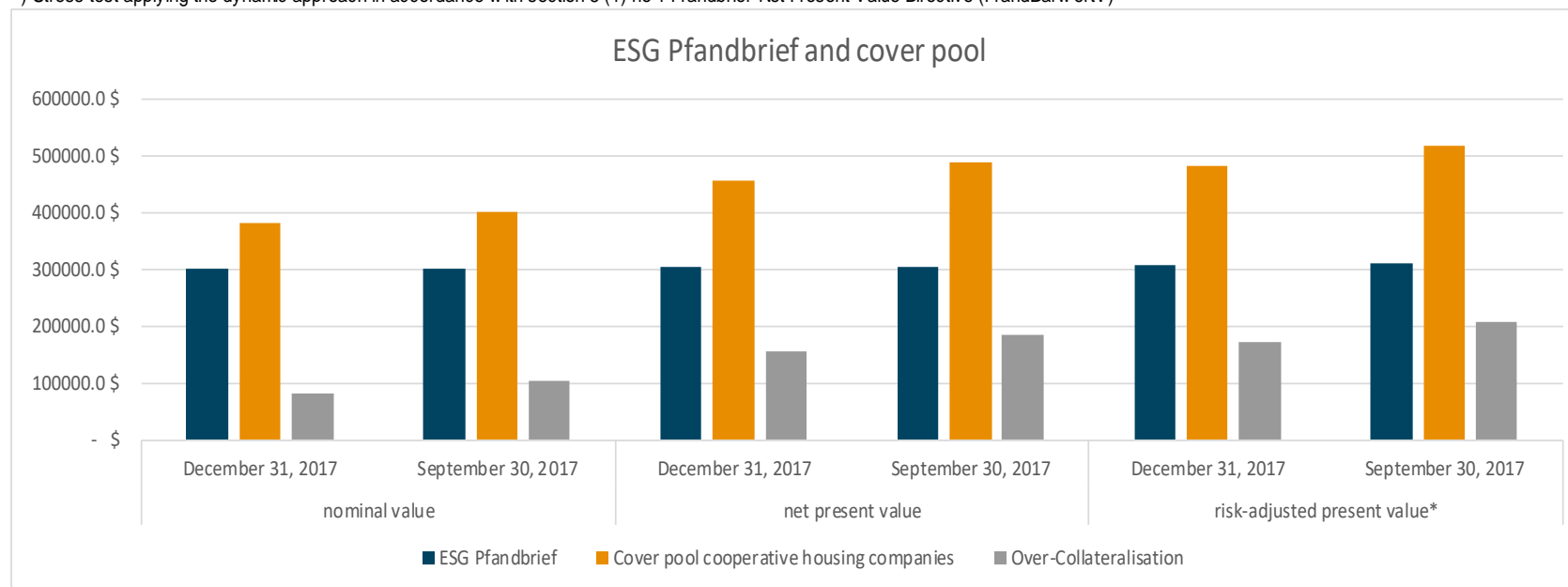


Outstanding ESG Pfandbrief and related cover assets

Outstanding ESG Pfandbrief and related cover assets

€ thousand	nominal value		net present value		risk-adjusted present value*	
	December 31, 2017	September 30, 2017	December 31, 2017	September 30, 2017	December 31, 2017	September 30, 2017
ESG Pfandbrief	300,000 €	300,000 €	303,231 €	303,268 €	308,601 €	309,380 €
Cover pool cooperative housing companies	380,864 €	402,790 €	457,590 €	487,104 €	482,302 €	517,234 €
Over-Collateralisation	80,864 €	102,790 €	154,360 €	183,836 €	173,701 €	207,854 €

*) Stress test applying the dynamic approach in accordance with section 5 (1) no 1 Pfandbrief-Net Present Value Directive (PfandBarwertV)







Loan to value ratios

Loan to value ratios

LTV		< 30%	30% - 60%	> 60%
		€ thousand	€ thousand	€ thousand
Cover pool €	December 31, 2017	44,860 €	209,246 €	126,758 €
	September 30, 2017	53,621 €	214,092 €	135,076 €



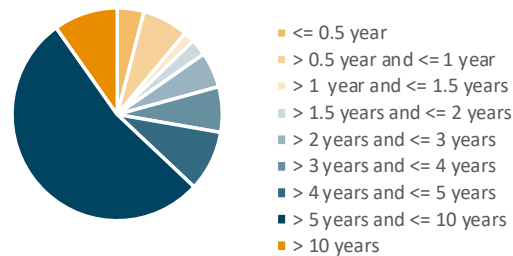


Maturity of cover assets

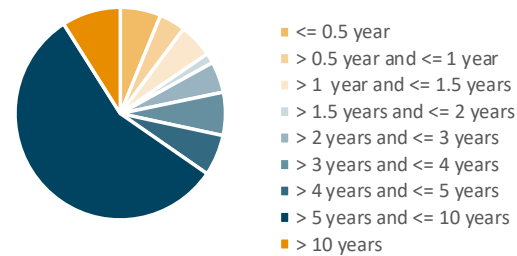
Time to maturity of the ESG Pfandbrief related cover assets

Maturity:	December 31, 2017	September 30, 2017
	Cover pool	Cover pool
<= 0.5 year	15,678,069 €	25,381,679 €
> 0.5 year and <= 1 year	26,818,820 €	16,239,707 €
> 1 year and <= 1.5 years	6,476,204 €	20,857,629 €
> 1.5 years and <= 2 years	9,695,976 €	6,279,894 €
> 2 years and <= 3 years	20,655,910 €	18,977,222 €
> 3 years and <= 4 years	26,275,247 €	26,401,110 €
> 4 years and <= 5 years	35,044,576 €	25,134,582 €
> 5 years and <= 10 years	202,584,390 €	227,029,208 €
> 10 years	37,635,183 €	36,488,621 €

Cover pool by maturity
December 31, 2017



Cover pool by maturity
September 30, 2017

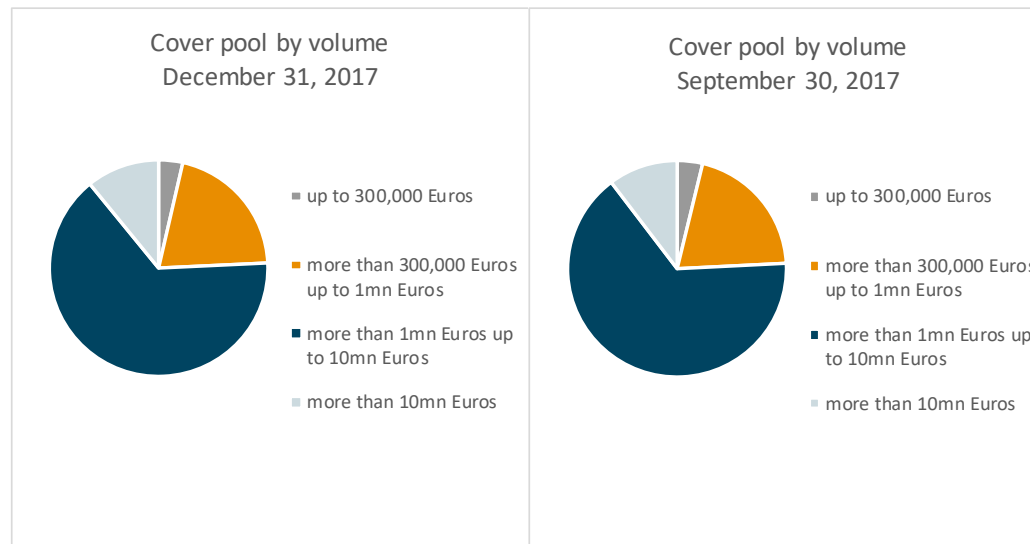




Mortgage loans by volume

Mortgage loans used as cover according to their amount in tranches

	December 31, 2017			September 30, 2017		
	€ thousand	in %	Number of loans	€ thousand	in %	Number of loans
up to 300,000 Euros	13,580 €	3.57	191	15,162 €	3.76	205
more than 300,000 Euros up to 1mn Euros	78,758 €	20.68	130	82,373 €	20.45	139
more than 1mn Euros up to 10mn Euros	247,296 €	64.93	109	263,914 €	65.52	118
more than 10mn Euros	41,230 €	10.83	3	41,340 €	10.26	3
Total - all states	380,864 €	100.00	433	402,790 €	100.00	465



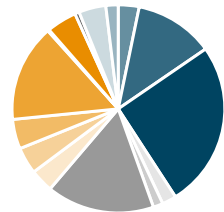


Mortgage loans by region

Cover assets of the ESG Pfandbrief according to their region

Germany	December 31, 2017		September 30, 2017	
	€	in %	€	in %
Baden-Württemberg	12,127,541 €	3.18	12,290,619 €	3.05
Bavaria	45,982,387 €	12.07	46,854,847 €	11.63
Berlin	97,887,930 €	25.70	103,197,404 €	25.62
Brandenburg	8,404,836 €	2.21	8,497,104 €	2.11
Bremen	5,630,208 €	1.48	5,734,944 €	1.42
Hamburg	62,684,217 €	16.46	66,550,003 €	16.52
Hesse	13,553,665 €	3.56	13,620,304 €	3.38
Mecklenburg-Western Pomerania	15,818,243 €	4.15	15,911,164 €	3.95
Lower Saxony	17,504,841 €	4.60	17,743,332 €	4.41
North Rhine-Westphalia	57,421,541 €	15.08	61,346,981 €	15.23
Rhineland-Palatinate	848,184 €	0.22	860,789 €	0.21
Saxony	17,585,310 €	4.62	17,628,528 €	4.38
Saxony-Anhalt	2,545,648 €	0.67	2,646,410 €	0.66
Schleswig-Holstein	15,621,818 €	4.10	21,721,571 €	5.39
Thuringia	7,248,006 €	1.90	8,185,651 €	2.03
Total - all states	380,864,374 €	100.00	402,789,651 €	100.00

Cover pool by region, 31/12/2017



- Baden-Württemberg
- Bavaria
- Berlin
- Brandenburg
- Bremen
- Hamburg
- Hesse
- Mecklenburg-Western Pomerania
- Lower Saxony
- North Rhine-Westphalia
- Rhineland-Palatinate
- Saxony
- Saxony-Anhalt
- Schleswig-Holstein
- Thuringia

Cover pool by region, 30/09/2017



- Baden-Württemberg
- Bavaria
- Berlin
- Brandenburg
- Bremen
- Hamburg
- Hesse
- Mecklenburg-Western Pomerania
- Lower Saxony
- North Rhine-Westphalia
- Rhineland-Palatinate
- Saxony
- Saxony-Anhalt
- Schleswig-Holstein
- Thuringia



Payments in arrears

Outstanding payments on cover pool of the ESG Pfandbrief

	December 31, 2017		September 30, 2017	
	Total amount of payments in arrears for at least 90 days	total amount of these claims inasmuch as the respective amount in arrears is at least 5 percent of the claim	Total amount of payments in arrears for at least 90 days	total amount of these claims inasmuch as the respective amount in arrears is at least 5 percent of the claim
	€ thousand	€ thousand	€ thousand	€ thousand
Germany	0	0	0	0
Total - all states	0	0	0	0



Contact Information

Münchener Hypothekenbank eG
Karl-Scharnagl-Ring 10
D-80539 München

Telephone: +49-89-5387-0
Telefax: +49-89-5387-243
Reuters: MHB01
Internet: <http://www.muenchenerhyp.de>

Treasury – Debt Investor Relations

Rafael Scholz rafael.scholz@muenchenerhyp.de Tel. +49-89-5387-106
Claudia Bärdges-Koch claudia.baerdges-koch@muenchenerhyp.de Tel. +49-89-5387-110

Sustainability

Dr. Johanna Dichtl johanna.dichtl@muenchenerhyp.de Tel. +49-89-5387-577



Disclaimer

This MATERIAL IS PROVIDED SOLELY FOR INFORMATIONAL PURPOSES AND is not an offer for sale of, or an invitation for the subscription or purchase, of securities offered by THE BANK in the United States or in any other jurisdiction.

Such securities may not be offered, sold or delivered in the United States or to, or for the account or benefit of, US persons (as such terms are defined in Regulations S under the U.S. Securities Act of 1933, as amended (the “Securities Act”)) unless registered under the Securities Act or pursuant to an exemption from such registration. Such securities have not been and will not be registered under the Securities Act. Any offer of such Securities in the United States will only be made by means of an offering circular that will contain detailed information about the Bank and its management, as well as financial statements.

Zukunftsbezogene Aussagen

Die Präsentation enthält zukunftsbezogene Aussagen. Diese zukunftsbezogenen Aussagen basieren auf den derzeitigen Erwartungen und Prognosen der Bank im Hinblick auf zukünftige Ergebnisse und sind mit Risiken, Unsicherheiten und Vermutungen verbunden, die die Bank und ihr Geschäftsfeld betreffen.

Risiken, Unsicherheiten und Annahmen können dazu führen, dass die tatsächlichen Ergebnisse, Leistungen und erreichten Ziele der Bank wesentlich von den durch solche zukunftsbezogenen Aussagen ausdrücklich oder implizit umschriebenen zukünftigen Ergebnisse, Leistungen oder Zielen abweichen können. Darüber hinaus sollten potentielle Investoren beachten, dass Aussagen über in der Vergangenheit liegende Trends und Ereignisse keine Garantie dafür bedeuten, dass sich diese Trends und Ereignisse auch zukünftig fortsetzen werden. Die Bank übernimmt keinerlei Verpflichtung, zukunftsgerichtete Aussagen aufgrund von neuen Informationen, zukünftigen Ereignissen oder aus anderen Gründen öffentlich zu aktualisieren oder zu revidieren.