

# ESG Pfandbrief

Quarterly Reporting: Q1 2017





# Contents

Outstanding ESG Pfandbrief and related cover assets	3
Loan to value ratios	4
Maturity of cover assets	5
Mortgage loans by volume	6
Mortgage loans by region	7
Payments in arrears	8
Contact information	9
Appendix	10

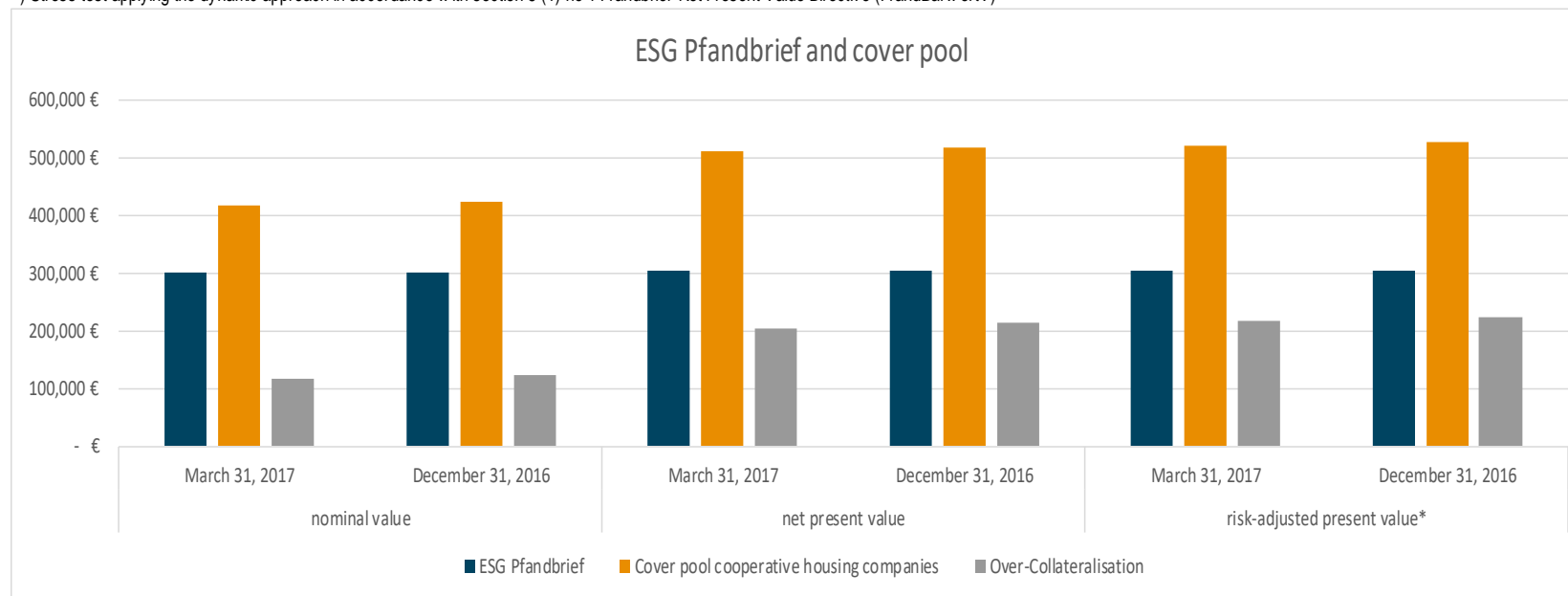


# Outstanding ESG Pfandbrief and related cover assets

Outstanding ESG Pfandbrief and related cover assets

€ thousand	nominal value		net present value		risk-adjusted present value*	
	March 31, 2017	December 31, 2016	March 31, 2017	December 31, 2016	March 31, 2017	December 31, 2016
ESG Pfandbrief	300,000 €	300,000 €	304,041 €	304,374 €	303,374 €	303,374 €
Cover pool cooperative housing companies	418,640 €	423,281 €	509,919 €	517,461 €	520,119 €	525,789 €
<b>Over-Collateralisation</b>	<b>118,640 €</b>	<b>123,281 €</b>	<b>205,878 €</b>	<b>213,087 €</b>	<b>216,745 €</b>	<b>222,415 €</b>

\*) Stress test applying the dynamic approach in accordance with section 5 (1) no 1 Pfandbrief-Net Present Value Directive (PfandBarwertV)

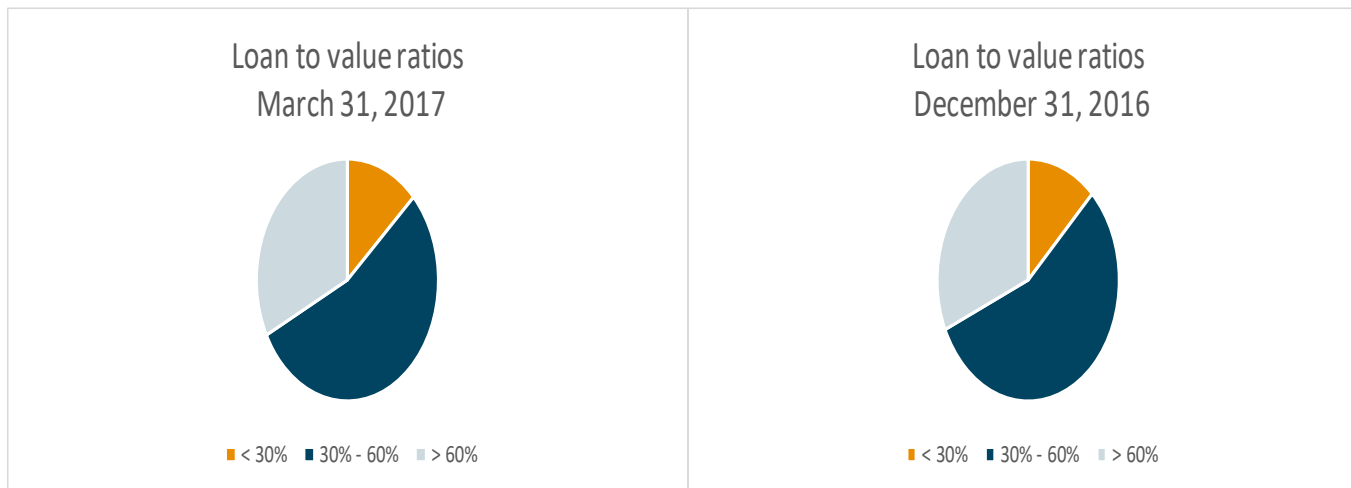




# Loan to value ratios

Loan to value ratios

LTV		< 30%	30% - 60%	> 60%
		€ thousand	€ thousand	€ thousand
Cover pool €	March 31, 2017	54,325 €	228,189 €	136,126 €
	December 31, 2016	52,491 €	236,494 €	134,297 €

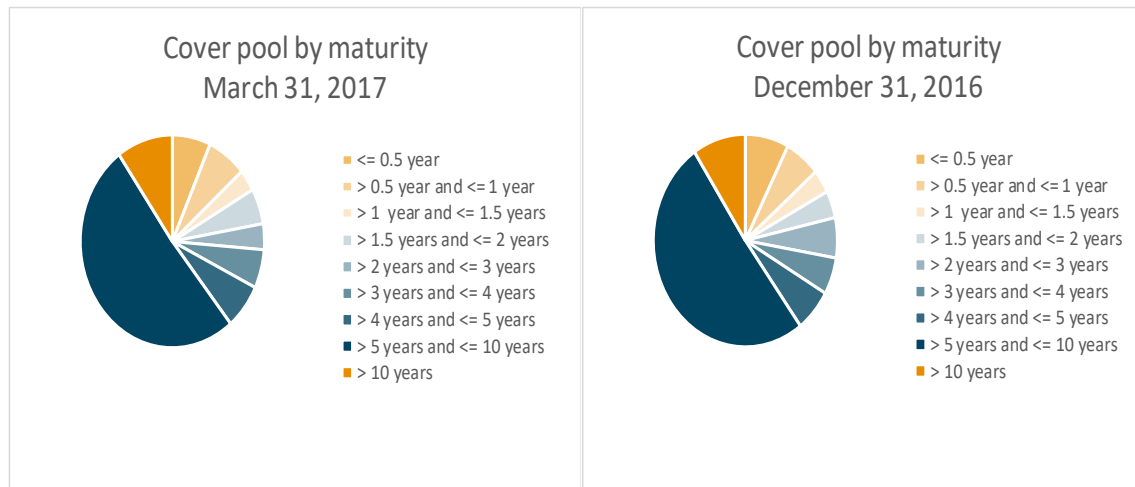




# Maturity of cover assets

Time to maturity of the ESG Pfandbrief related cover assets

Maturity:	March 31, 2017	December 31, 2016
	Cover pool	Cover pool
<= 0.5 year	28,147,116 €	32,243,895 €
> 0.5 year and <= 1 year	28,795,292 €	26,290,756 €
> 1 year and <= 1.5 years	13,788,154 €	15,123,667 €
> 1.5 years and <= 2 years	22,648,898 €	17,519,969 €
> 2 years and <= 3 years	16,652,964 €	25,829,241 €
> 3 years and <= 4 years	24,677,710 €	23,898,960 €
> 4 years and <= 5 years	29,064,127 €	27,789,627 €
> 5 years and <= 10 years	213,814,257 €	215,097,803 €
> 10 years	41,051,270 €	39,487,291 €

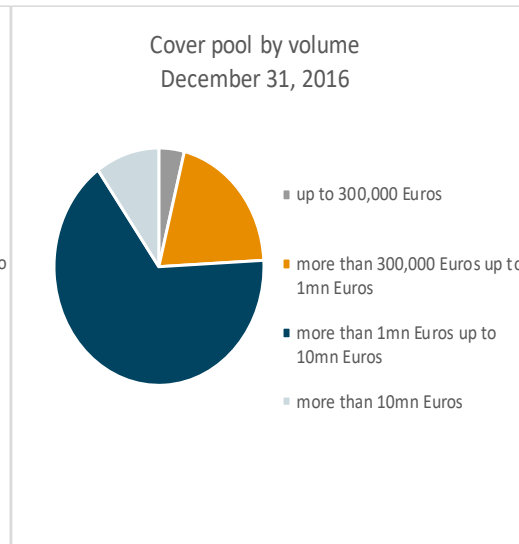
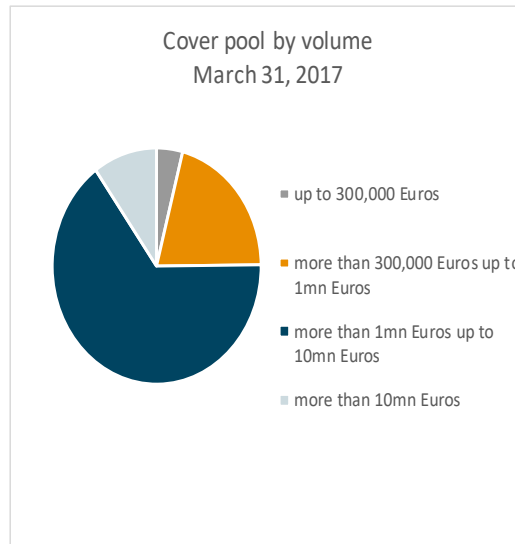




# Mortgage loans by volume

Mortgage loans used as cover according to their amount in tranches

	March 31, 2017			December 31, 2016		
	€ thousand	in %	Number of loans	€ thousand	in %	Number of loans
up to 300,000 Euros	16,937 €	4.05	210	16,518 €	3.90	219
more than 300,000 Euros up to 1mn Euros	86,960 €	20.77	147	85,658 €	20.24	144
more than 1mn Euros up to 10mn Euros	273,186 €	65.26	121	279,440 €	66.02	123
more than 10mn Euros	41,557 €	9.93	3	41,665 €	9.84	3
<b>Total - all states</b>	<b>418,640 €</b>	<b>100.00</b>	<b>481</b>	<b>423,281 €</b>	<b>100.00</b>	<b>489</b>

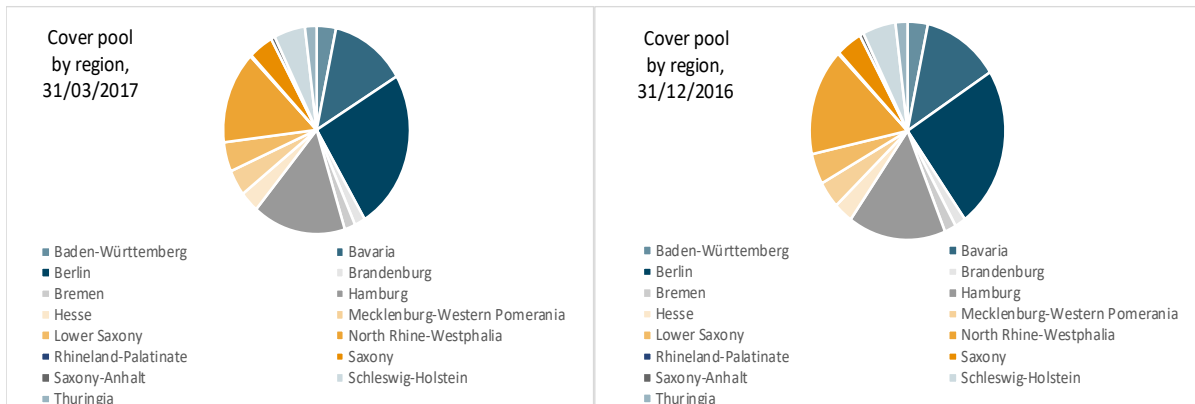




# Mortgage loans by region

Cover assets of the ESG Pfandbrief according to their region

Germany	March 31, 2017		December 31, 2016	
	€	in %	€	in %
Baden-Württemberg	14,137,699 €	3.38	14,314,446 €	3.38
Bavaria	54,678,583 €	13.06	53,308,290 €	12.59
Berlin	104,455,411 €	24.95	101,840,912 €	24.06
Brandenburg	7,668,965 €	1.83	7,739,704 €	1.83
Bremen	7,938,075 €	1.90	8,058,721 €	1.90
Hamburg	67,379,972 €	16.09	68,193,973 €	16.11
Hesse	13,742,524 €	3.28	13,260,792 €	3.13
Mecklenburg-Western Pomerania	16,830,657 €	4.02	16,927,820 €	4.00
Lower Saxony	19,126,185 €	4.57	19,363,796 €	4.57
North Rhine-Westphalia	60,308,533 €	14.41	67,256,021 €	15.89
Rhineland-Palatinate	885,661 €	0.21	897,930 €	0.21
Saxony	17,713,753 €	4.23	17,756,878 €	4.20
Saxony-Anhalt	2,843,999 €	0.68	2,929,008 €	0.69
Schleswig-Holstein	22,554,671 €	5.39	22,963,802 €	5.43
Thuringia	8,375,102 €	2.00	8,469,118 €	2.00
<b>Total - all states</b>	<b>418,639,787 €</b>	<b>100.00</b>	<b>423,281,210 €</b>	<b>100.00</b>





# Payments in arrears

Outstanding payments on cover pool of the ESG Pfandbrief

	March 31, 2017		December 31, 2016	
	Total amount of payments in arrears for at least 90 days	total amount of these claims inasmuch as the respective amount in arrears is at least 5 percent of the claim	Total amount of payments in arrears for at least 90 days	total amount of these claims inasmuch as the respective amount in arrears is at least 5 percent of the claim
	€ thousand	€ thousand	€ thousand	€ thousand
<b>Germany</b>	0	0	0	0
<b>Total - all states</b>	<b>0</b>	<b>0</b>	<b>0</b>	<b>0</b>





## Contact Information

Münchener Hypothekenbank eG  
Karl-Scharnagl-Ring 10  
D-80539 München

Telephone: +49-89-5387-0  
Telefax: +49-89-5387-243  
Reuters: MHB01  
Internet: <http://www.muenchenerhyp.de>

### **Treasury – Debt Investor Relations**

Rafael Scholz [rafael.scholz@muenchenerhyp.de](mailto:rafael.scholz@muenchenerhyp.de) Tel. +49-89-5387-106  
Claudia Bärdges-Koch [claudia.baerdges-koch@muenchenerhyp.de](mailto:claudia.baerdges-koch@muenchenerhyp.de) Tel. +49-89-5387-110

### **Sustainability**

Dr. Patrick Wellas [patrick.wellas@muenchenerhyp.de](mailto:patrick.wellas@muenchenerhyp.de) Tel. +49-89-5387-392



# Disclaimer

This MATERIAL IS PROVIDED SOLELY FOR INFORMATIONAL PURPOSES AND is not an offer for sale of, or an invitation for the subscription or purchase, of securities offered by THE BANK in the United States or in any other jurisdiction.

Such securities may not be offered, sold or delivered in the United States or to, or for the account or benefit of, US persons (as such terms are defined in Regulations S under the U.S. Securities Act of 1933, as amended (the “Securities Act”)) unless registered under the Securities Act or pursuant to an exemption from such registration. Such securities have not been and will not be registered under the Securities Act. Any offer of such Securities in the United States will only be made by means of an offering circular that will contain detailed information about the Bank and its management, as well as financial statements.

## **Zukunftsbezogene Aussagen**

Die Präsentation enthält zukunftsbezogene Aussagen. Diese zukunftsbezogenen Aussagen basieren auf den derzeitigen Erwartungen und Prognosen der Bank im Hinblick auf zukünftige Ergebnisse und sind mit Risiken, Unsicherheiten und Vermutungen verbunden, die die Bank und ihr Geschäftsfeld betreffen.

Risiken, Unsicherheiten und Annahmen können dazu führen, dass die tatsächlichen Ergebnisse, Leistungen und erreichten Ziele der Bank wesentlich von den durch solche zukunftsbezogenen Aussagen ausdrücklich oder implizit umschriebenen zukünftigen Ergebnisse, Leistungen oder Zielen abweichen können. Darüber hinaus sollten potentielle Investoren beachten, dass Aussagen über in der Vergangenheit liegende Trends und Ereignisse keine Garantie dafür bedeuten, dass sich diese Trends und Ereignisse auch zukünftig fortsetzen werden. Die Bank übernimmt keinerlei Verpflichtung, zukunftsgerichtete Aussagen aufgrund von neuen Informationen, zukünftigen Ereignissen oder aus anderen Gründen öffentlich zu aktualisieren oder zu revidieren.